



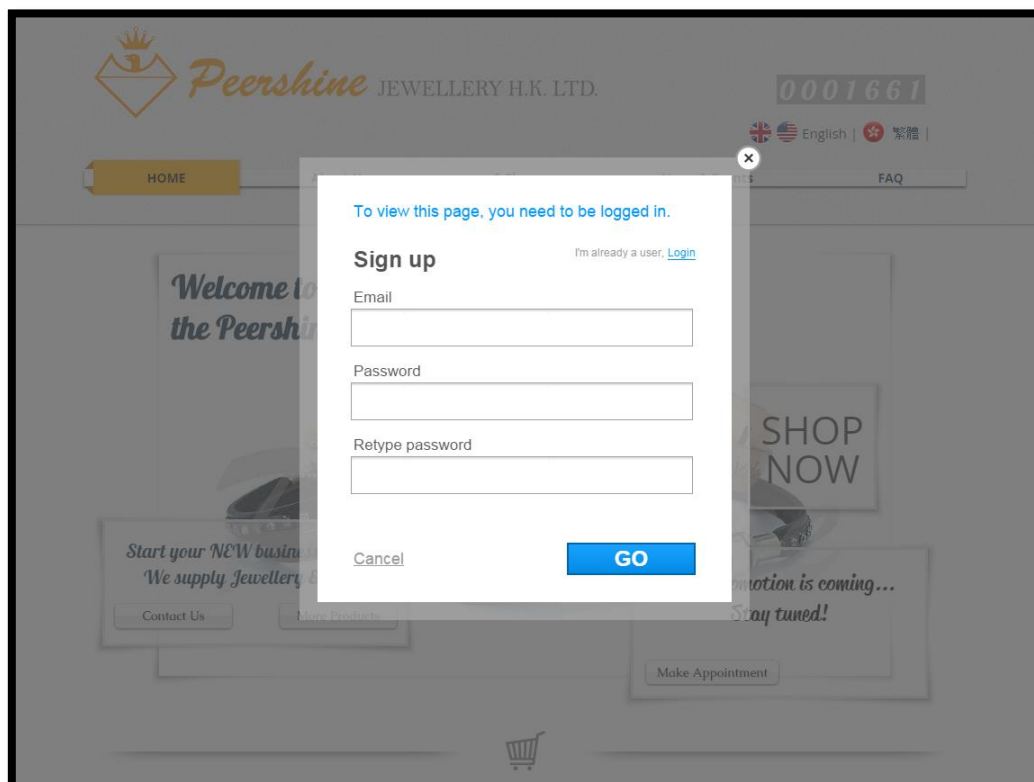

Peershine Jewellery HK Ltd.

E-Shop Instruction (DEMO)

Content


1.)	Membership Regidtration Instruction	P.3
2.)	VIP Sign Up Instruction	P.4-6
3.)	Start Shopping	P.7-8
4.)	**About Payment**	P.9
5.)	Payment Method	P.10-11
6.)	Order Confirmation	P.12
7.)	Q&A	P.13

Membership registration Instruction



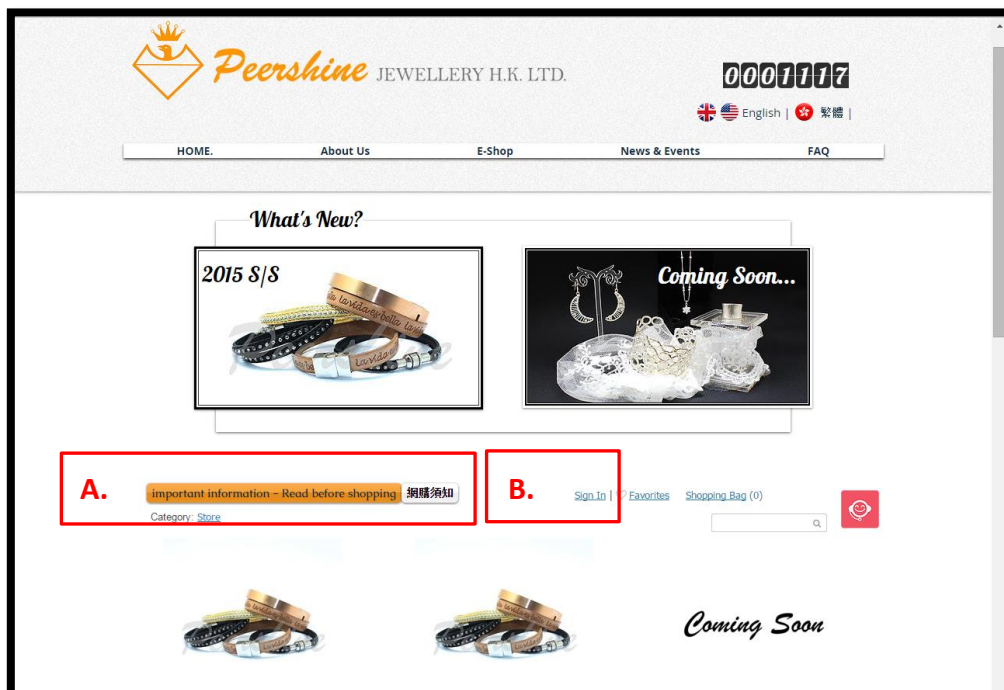
You will see the Sign Up pop-up, please kindly register as our member, you will receive an e-mail once our admin looked up on your registration. Member ship will be approved after your replied. Only members are allowed to view and shop our products. Thank you!

VIP Sign Up Instruction



Step 1.

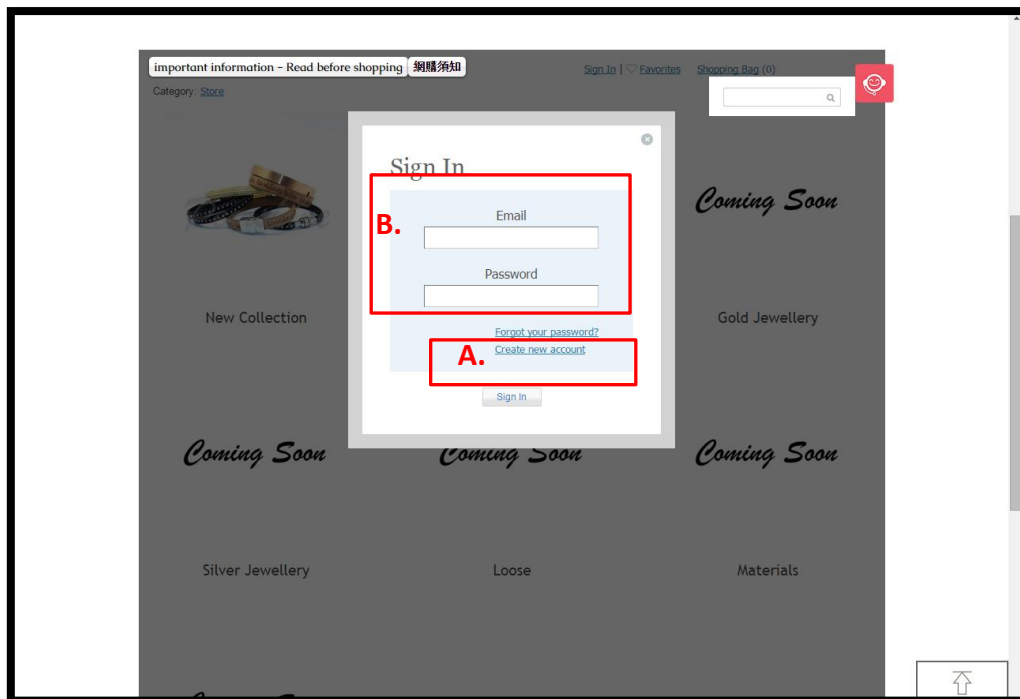
A. Go to PeershineJewelleryhk.com. Click Online Store will go to our E-Shop.



Step 2.

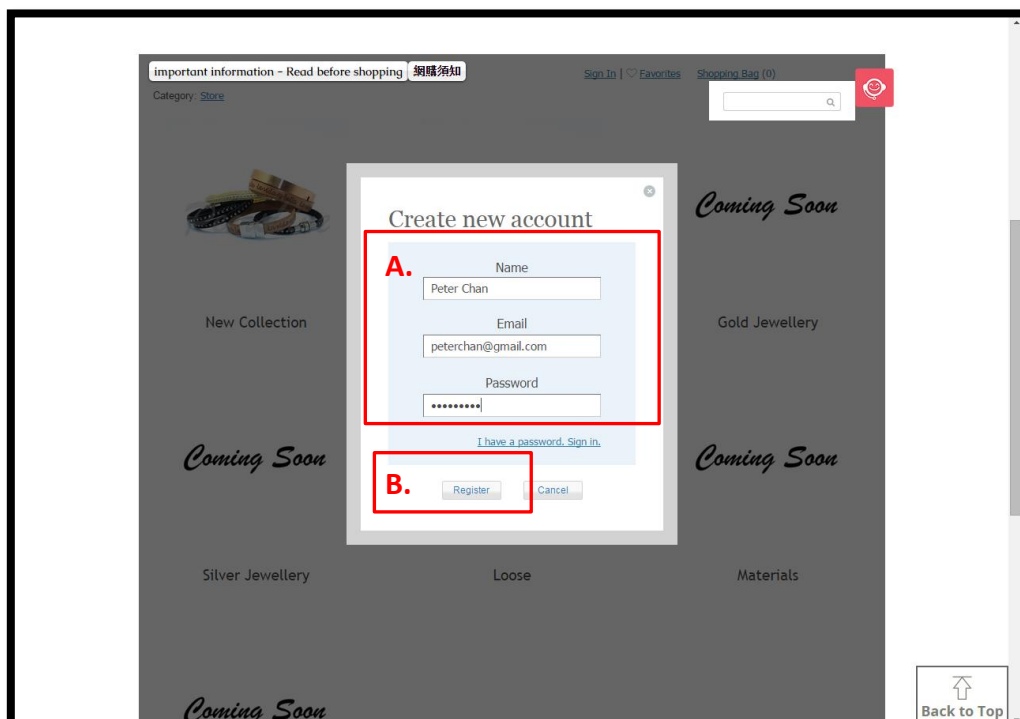
- A. Read the “important information – Read before shopping”. It has useful information for you to know more on our E-Shop, and how could you purchase with our best benefited price.
- B. Then, back to the page and click “Sign In”.

Peershine Jewellery HK Ltd. – E-Shop instruction DEMO



Step 3.

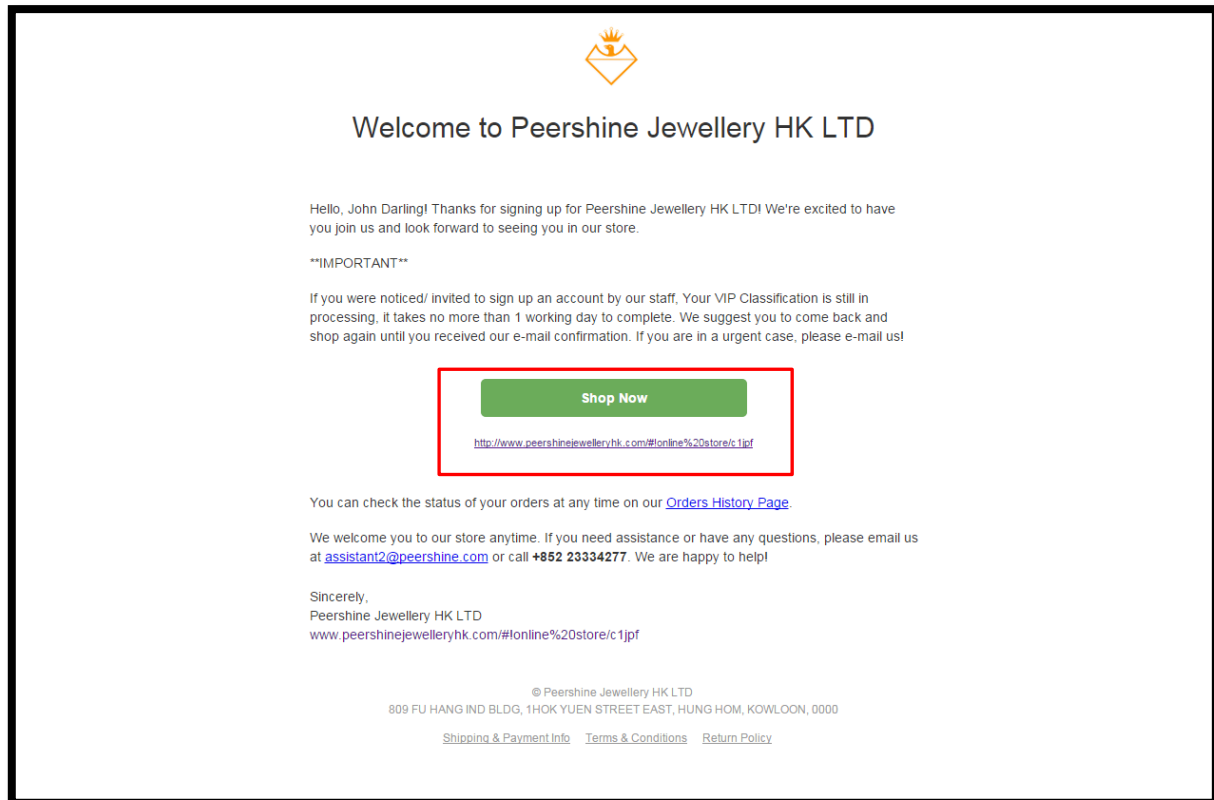
- A. Click “Create new account” to register as our member.
- B. If you have an account already, insert you e-mail and password, then, click sign in.



Step 4.

- A. Insert your “Name”; “E-mail”; “Password”
- B. **Click Register.** Your e-mail will be used to receive our confirmation; invoice; shipping details, etc.

Sign up Confirmation



Step 5.

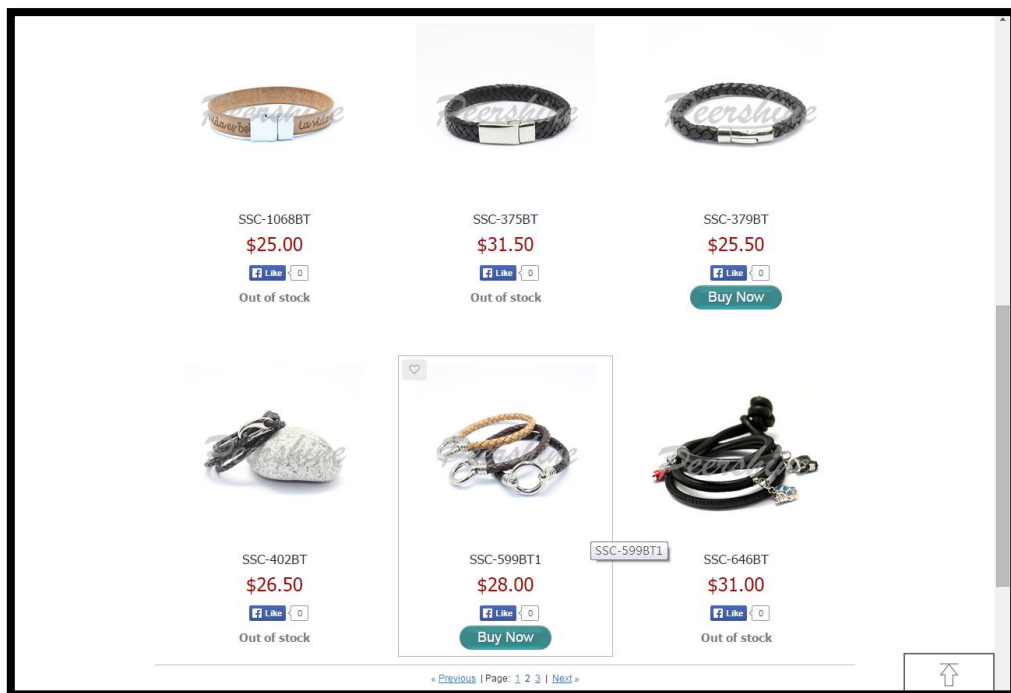
You will receive our confirmation e-mail once you successfully registered. Go and enjoy your shopping with us by click on the “Shop Now”.

****Reminder:**

If you were noticed/ invited to sign up an account by our staff, your VIP classification is still in processing, it takes no more than 1 working day to complete. We suggest you to come back and shop again until you received our e-mail confirmation.

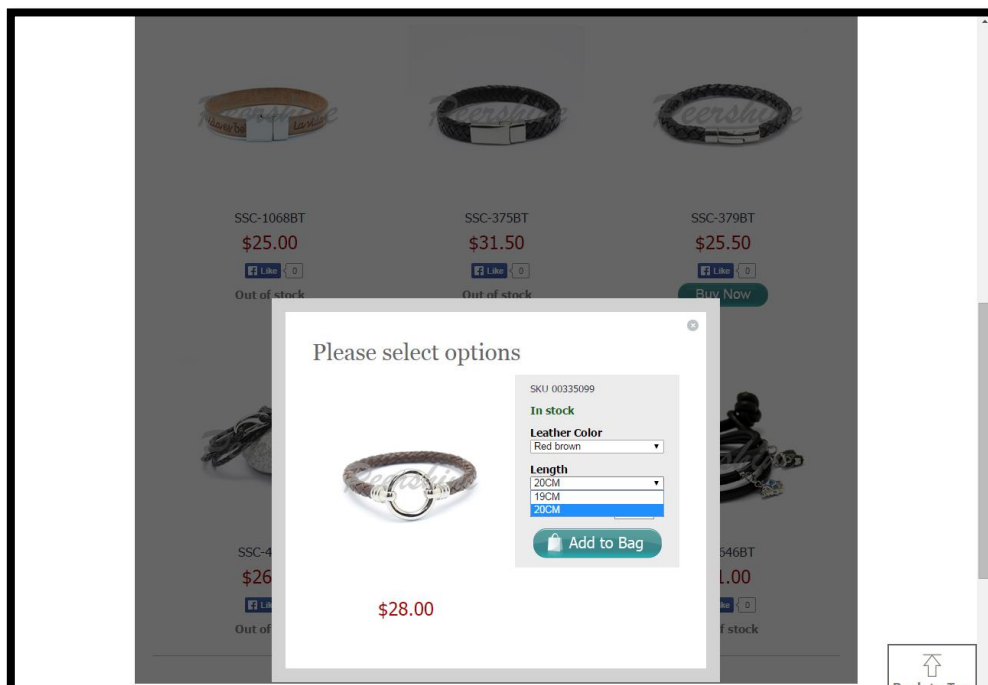
If you are in an urgent case, Please e-mail us!

Start Shopping!



Step 6.

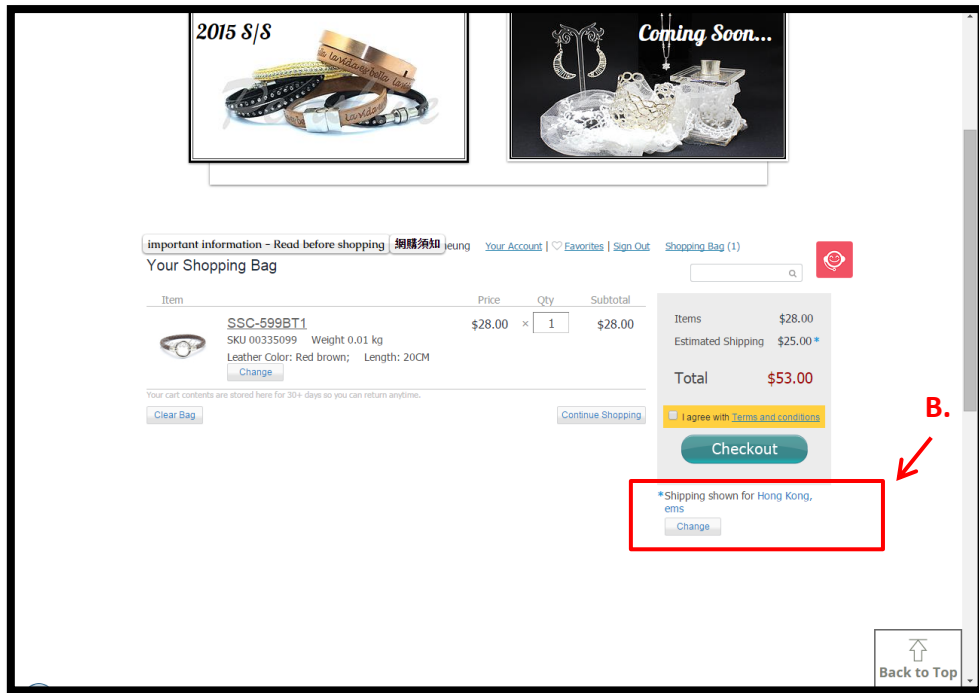
- Select your favorite Item, and click Buy Now.
- Click the heart to put it into your favorite item list, and it's recorded down.



Step 7.

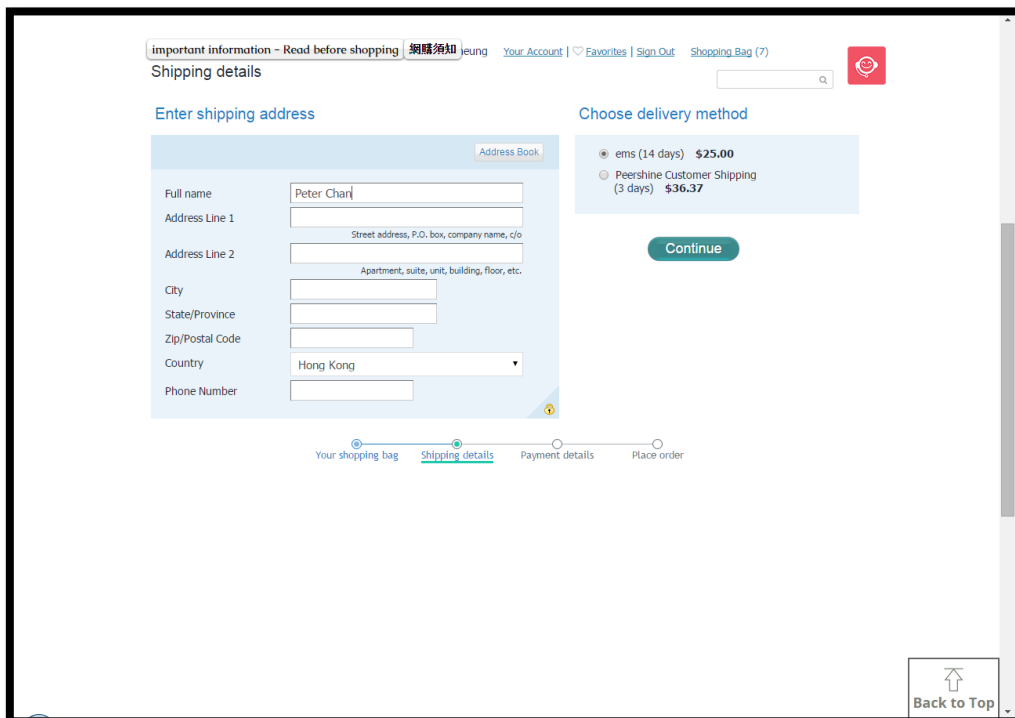
- Select the options from the products, and Add to Bag

Peershine Jewellery HK Ltd. – E-Shop instruction DEMO



Step 8.

- A. Click Shopping Bag, and see what you have selected
- B. Select the Shipping method. Check out if your shopping is finished
- C. You may ask our helps. Our customer service office hour is 9.00am – 5.00pm (UTC +8:00)



Step 9.

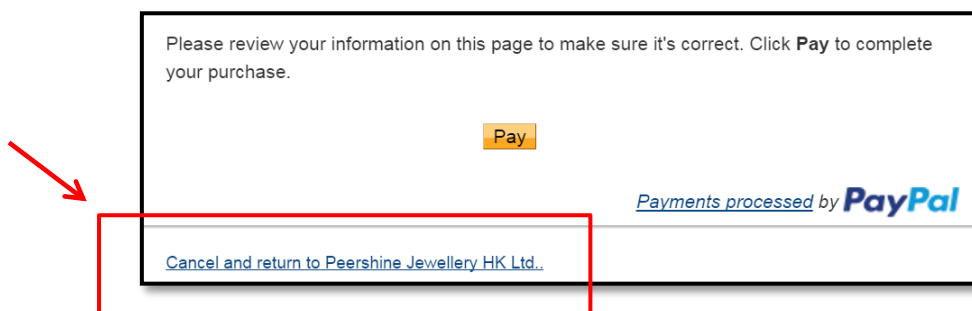
- A. Enter shipping address. Fill in all the details and continue to the payment step.

****About Payment****

This is very important information, please read this before order

Instruction

1. Once you enter to the payment page, please HOLD and PAUSE for the payment stage.
2. Click “Cancel and Return to Peershine Jewellery Hk Ltd.” (You could review again once you login.)



3. We will put your order into **"Awaiting payment"** stage. You will receive an e-mail announcement together with an unofficial invoice listed with your ordered products.
4. Our staff will contact you and confirm the order details. (all contacting is available in our working days, please remain patient if you order during weekend)
5. An official Invoice listed with the discounted price of each item will be send out and please kindly confirm it with your unofficial invoice, and check if there's any problems.
6. If you would like to edit your order, please let us know in Step 5.
7. Once your order has been final confirmed, you may go back to your account and check out again. REMEMBER to select the correct shipping method.

Payment Method - PayPal

The screenshot shows the checkout page of Peershine Jewellery HK Ltd. At the top, there are two images of jewelry: a leather bracelet and a necklace. Below these is a search bar and a 'Sign In' button. The main heading is 'Payment details'. Underneath, there is a link to 'Choose payment method'. The 'PayPal' option is selected, and the 'Wire transfer' option is also visible. Below the payment methods, there is a section for 'Enter your e-mail or Sign In' with an email input field. Further down, there is a 'Create password (optional)' section with a note: 'Please create a password if you want to open an account with Peershine Jewellery HK LTD. This allows you to track your order history and store your shipping addresses to checkout faster next time.' There are input fields for 'Password' and 'Retype password'. A 'Back to Top' button is located in the bottom right corner.

Step 10.

A. Select PayPal as your payment method, and enter your e-mail address.

The screenshot shows the checkout page of Peershine Jewellery HK Ltd. On the left, there is a 'Your order summary' table. On the right, there is a 'Choose a way to pay' section. The 'Pay with my PayPal account' option is selected, and the 'Pay with my credit card' option is also visible. The 'Pay with my credit card' section includes a dropdown for 'Country' (set to Hong Kong), a 'Card number' input field, 'Payment types' (VISA, MasterCard, American Express, Discover), 'Expiry date' (mm/yy), 'CSC' (CVV) input field, 'Billing information' (Surname, Given name, Address line 1, Address line 2 (optional)), 'Delivery address' (Same as billing address), 'Contact information' (Telephone, Email), and a 'Note to seller' field. A 'Pay' button is at the bottom right.

Descriptions	Amount
SSG-590BT1 - Leather Color, Black...	\$224.00
Item price: \$28.00	
Quantity: 8	
Item total	\$224.00
Postage and packaging:	\$25.00
Total	\$249.00 USD

Step 11.

A. Enter all your Payment Details.

Payment Method – Wire Transfer

Payment details

[Sign In](#) | [Favorites](#) | [Shopping Bag \(8\)](#)

Choose payment method

☐ PayPal

☒ Wire transfer

US Dollar payment bank account details

THE HONG KONG AND SHANGHAI BANKING CORP.,LTD.
41 MA TAU WAI ROAD,HUNG HOM,KOWLOON,HONG KONG.
A/C NO.: 012-7-606028.
SWIFT NO.: HSBCHKHHHKH

Enter your e-mail or [Sign In](#)

E-mail

Create password (optional)
Please create a password if you want to open an account with Peershine Jewellery HK LTD.
This allows you to track your order history and store your shipping addresses to checkout faster next time.

Password

Retype password

[Back to Top](#)

Step 12.

A. Choose Payment Method as Wire transfer. Our Bank account details will be shown.

important information – Read before shopping 網購須知

[Sign In](#) | [Favorites](#) | [Shopping Bag \(8\)](#)

Place order

Shipping Details		Order Summary	
Shipping to: jasmine 809 HONG KONG Hong Kong Change	Shipping method: ems	Payment method: Wire transfer Change	Billing address: jasmine 809 HONG KONG Hong Kong Change
Item	Price	Items	\$224.00
 SSC-599BT1 SKU SSC-599BT1 Weight 0.01 kg Leather Color: Black; Length: 20CM	\$28.00 x 8 \$224.00	Shipping	\$25.00
		Tax	\$0.00
		Total	\$249.00

Please review the information above, then click "Place Order"

[Place Order](#)

[Your shopping bag](#) | [Shipping details](#) | [Payment details](#) | [Place order](#)

[Back to Top](#)

Step 13.

A. You will go to the “Place Order” Page. Your shipment will be send out once we received your payment. **Order is not be paid in 3 days will be cancelled.**

Q&A

1. Why I need to sign-up as member?

As Peershine is a round-service provider, we have many different cooperation with buyer and retailer, to secure our products details for us and our important customer, we set up the membership system to review every

Therefore, only member are allowed to view and shop our products, we could have record they who are interested in our products and follow-up.

2. Why I have to sign up as VIP again as I am already a member?

Membership is different with VIP.

-Membership: could view and shop our products in our E-shop, and receive our newsletter on what's doing promotion, Jewellery Fair details that Peershine will be attending and the updates of Peershine etc.

-VIP: could be approving to enjoy our special discount, you will have our staff to follow up your purchasing. Function on remarks your favorite items and buy our products, all order will be recorded and could be review again.

3. Who should I contact if I have any question?

Our default contact is assistant2@peershine.com. Our admin will reply your order ASAP. We will also look-up our file and check if you have any pass record.

If you already have a sales person all time contacting, please kindly let us know. We will pass your order to the sales person.